

St. Michael Fire & Rescue



2025 ANNUAL REPORT

St. Michael Fire Department

The St. Michael Fire Department is a combination fire department. They pledge to protect all people, homes, and businesses within the city of St. Michael. The fire department responds quickly and with highly trained personnel to fire and medical emergencies. The city maintains two fire stations and works cooperatively with adjacent communities, as needed, to provide the highest quality and most timely response possible.



Officers

Chiefs

- Tim Fiedler, Fire Chief - 2009
- Joe Haller, Assistant Chief - 2005
- Dustin Kottke, District Chief - 2010

Captains

- Steve Gutknecht, Captain 1 - 2002
- Mikal Knotek, Captain 2 - 2017
- Calvin Schoen, Captain 3 - 2016
- Tim Slavin, Captain 4 - 2007

Lieutenants

- Chris Etnier, Lieutenant 1 - 2014
- Tyler Zahler, Lieutenant 2 - 2019
- Dave Green, Lieutenant 3 - 2007

Firefighters

Jesse Anderson – 2024

Aaron Case – 2009

Jonathan Castillo - 2025

Edward Delorme - 2024

Jim Eicher – 2002

Sam Eicher - 2024

Scott Eull – 2019

Ian Fuchs - 2024

Liz Gammelgaard -2021

Jacob Haws – 2024

Lake Hofmeister – 2020

Michael Huber - 2025

Joe Jordan – 2019

Jared Mandler - 2022

Wynn Pratt– 2023

Cody Schoen - 2025

Gary Schoen - 1990

Zach Schoen - 2020

Trevor Seck - 2020

Zachary Thompson - 2025

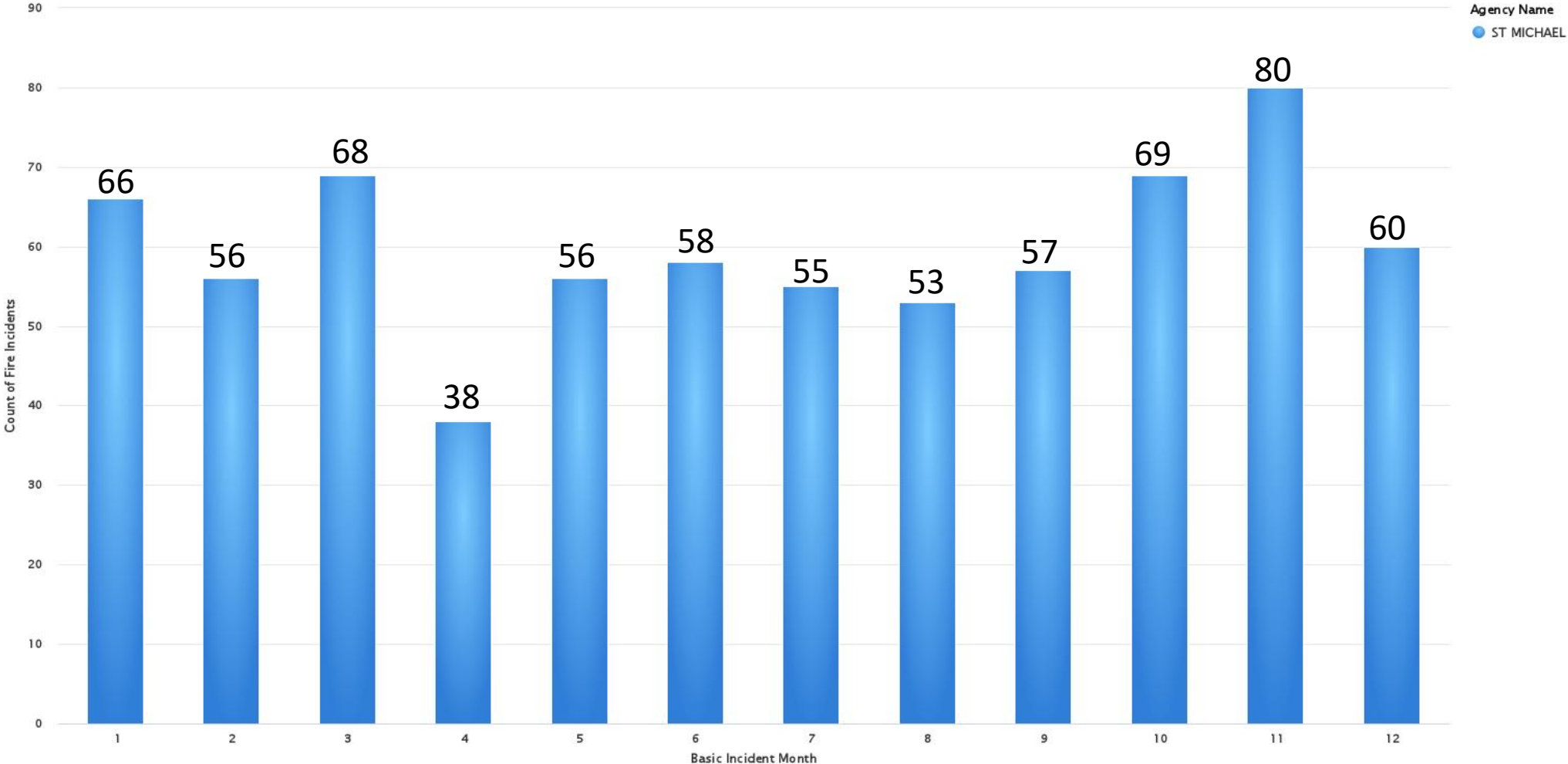
RESERVES

- Sean Bois
- Noe Zamora

2025 Call Data

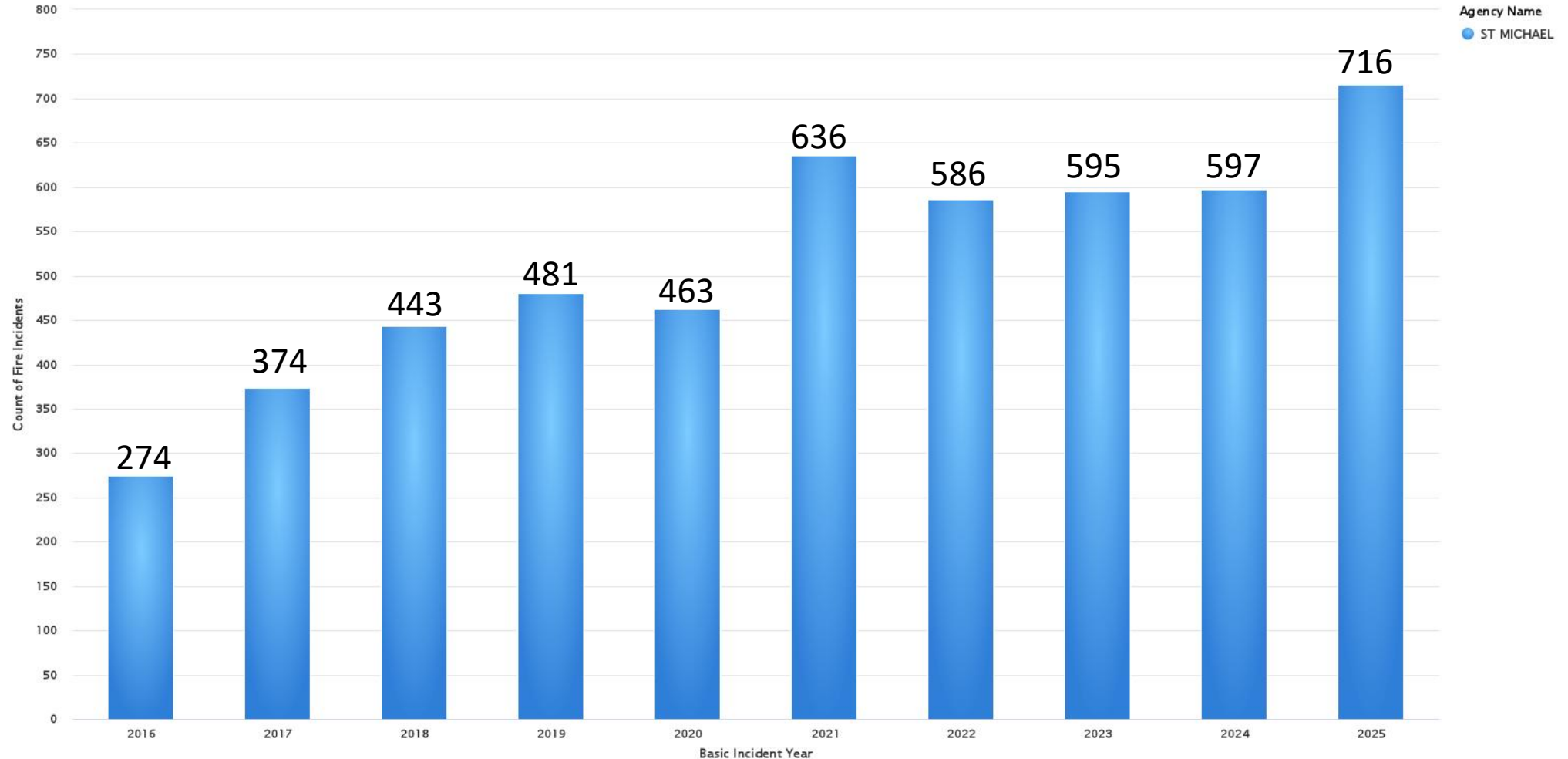
Total Calls For Service - 716

St. Michael – Monthly Call Volume (Last Year Bar Chart)



Yearly Call Volume 2016-2025

St. Michael – Yearly Call Volume (Last Year Bar Chart)



Calls For Service By Time Block

| | Sunday | Monday | Tuesday | Wednesday | Thursday | Friday | Saturday | |
|-------|--------|--------|---------|-----------|----------|--------|----------|-----|
| 0:00 | 1 | 1 | 2 | 2 | 4 | 4 | 5 | 19 |
| 1:00 | 3 | 3 | 8 | 3 | 1 | 1 | 5 | 24 |
| 2:00 | 5 | 3 | 0 | 2 | 0 | 4 | 3 | 17 |
| 3:00 | 3 | 3 | 0 | 1 | 4 | 2 | 1 | 14 |
| 4:00 | 6 | 2 | 3 | 7 | 1 | 0 | 2 | 21 |
| 5:00 | 4 | 3 | 0 | 1 | 2 | 0 | 0 | 10 |
| 6:00 | 1 | 3 | 1 | 3 | 1 | 0 | 3 | 12 |
| 7:00 | 3 | 5 | 6 | 4 | 2 | 1 | 5 | 26 |
| 8:00 | 3 | 3 | 7 | 6 | 3 | 2 | 7 | 31 |
| 9:00 | 5 | 4 | 5 | 5 | 4 | 7 | 4 | 34 |
| 10:00 | 4 | 11 | 7 | 5 | 1 | 5 | 0 | 33 |
| 11:00 | 6 | 4 | 5 | 2 | 7 | 8 | 3 | 35 |
| 12:00 | 4 | 4 | 3 | 13 | 7 | 6 | 8 | 45 |
| 13:00 | 4 | 2 | 6 | 11 | 3 | 4 | 9 | 39 |
| 14:00 | 3 | 7 | 3 | 7 | 6 | 9 | 6 | 41 |
| 15:00 | 9 | 2 | 4 | 12 | 8 | 3 | 3 | 41 |
| 16:00 | 3 | 6 | 4 | 3 | 4 | 6 | 4 | 30 |
| 17:00 | 5 | 7 | 8 | 3 | 7 | 9 | 5 | 44 |
| 18:00 | 2 | 2 | 6 | 7 | 6 | 2 | 9 | 34 |
| 19:00 | 6 | 9 | 2 | 8 | 4 | 5 | 7 | 41 |
| 20:00 | 6 | 6 | 5 | 8 | 8 | 4 | 7 | 44 |
| 21:00 | 5 | 10 | 5 | 4 | 1 | 6 | 10 | 41 |
| 22:00 | 2 | 2 | 3 | 2 | 0 | 2 | 6 | 17 |
| 23:00 | 3 | 5 | 5 | 4 | 2 | 1 | 3 | 23 |
| | 96 | 107 | 98 | 123 | 86 | 91 | 115 | 716 |

Weekday / Daytime

Monday – Friday/ 5:00 a.m. to 5:00 p.m.
276 Calls (38.55%)

Weekday / Nighttime:

Monday to Friday / 5:00 p.m. – 10:00 p.m.
142 Calls (19.83%)

Weekends:

Friday 10:00 p.m. – to Sunday 10:00 p.m.
209 calls (29.19%)

Duty Companies:

Sunday – Friday / 10:00 p.m. – 5:00 a.m.
89 Calls (12.43%)

| | | |
|--------------|-----|--------|
| Weekday | 276 | 38.55% |
| Weeknight | 142 | 19.83% |
| Weekend | 209 | 29.19% |
| Duty Company | 89 | 12.43% |

716

Average Response Time Per Responding Vehicle

Average response time from dispatch to on-scene.

2025

Chief 1 – 6:08

Rescue 11 – 8:13

Rescue 21 – 8:54

Engine 11 – 11:15

Engine 21 – 13:41

2024

Chief 1 – 6:11

Rescue 11 – 7:10

Rescue 21 – 7:42

Engine 11 – 7:07

Engine 21 – 8:49



Breakdown By Major Incident

(1) Fire: 21 (2.93%)

(2) Overpressure Rupture, Explosion: 1 (0.14%)

(3) Rescue & Emergency Medical Service: 373 (52.02%)

(4) Hazardous Conditions: (No Fire): 39 (5.44%)

(5) Service Call: 5 (0.70%)

(6) Good Intent Call: 201 (28.03%)

(7) False Alarm and False Calls: 75 (10.46%)

(8) Severe Weather and Natural Disasters: 2 (0.28%)

(1) Structure fire, cooking fire, vehicle fire, grass fire, etc.

(2) Overpressure, Rupture, Explosion

(3) EMS calls, motor vehicle with injuries, search for lost person, ice, water, confined space rescue, etc.

(4) Gas, chemical or liquid spill, gas leak, carbon monoxide incident etc.

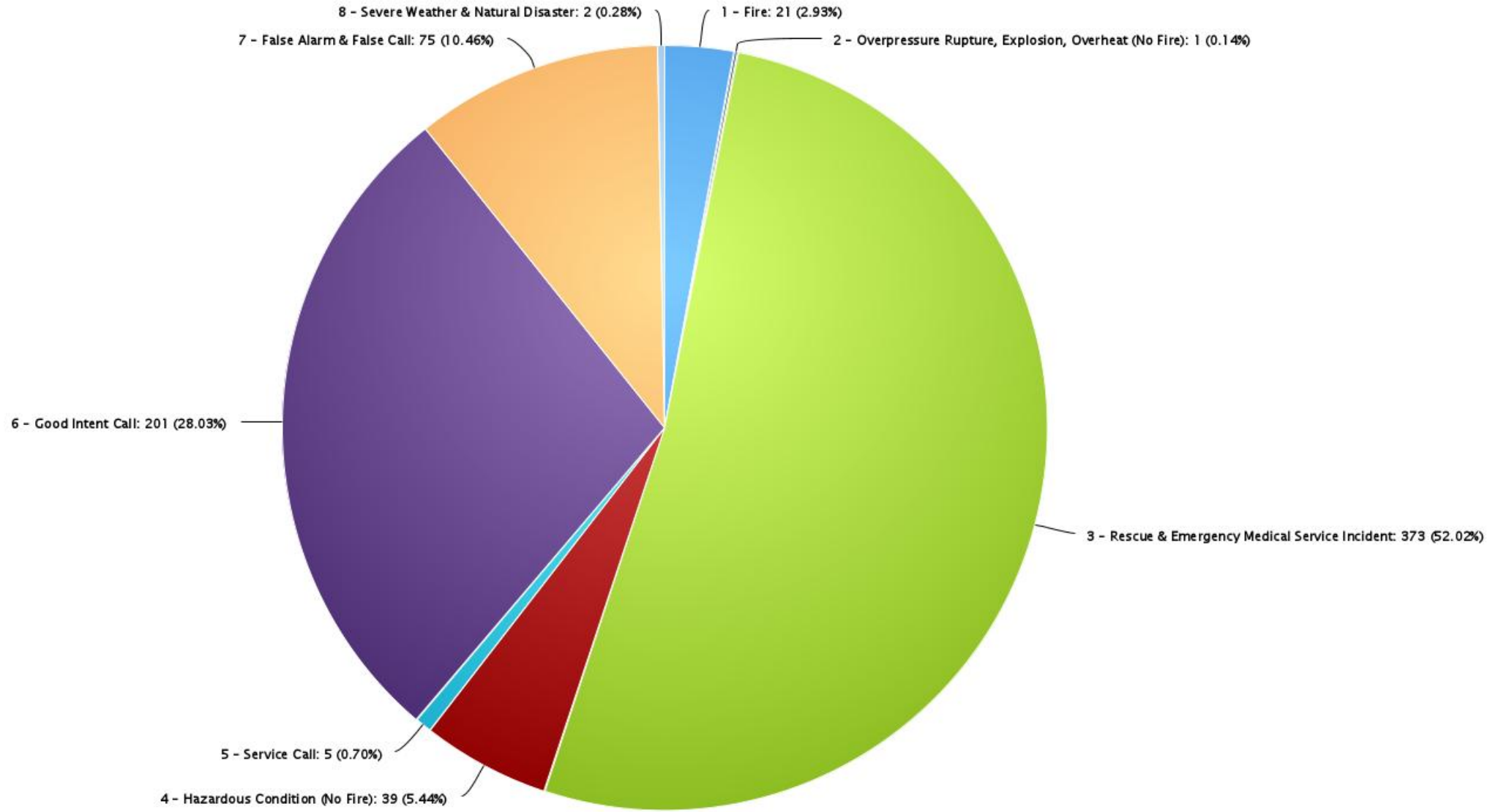
(5) Person in distress, lock out, ring or jewelry problem, animal rescue, etc.

(6) Wrong location, cancelled en route, authorized controlled burning, steam mistaken for smoke etc.

(7) System malfunction, malicious or mischievous false call, bomb threat- no bomb.

(8) Severe or natural disaster, lightning strike-no fire, flood, etc.

St. Michael – Breakdown of Major Incident Type Categories (Last Year Pie Chart)



Mutual Aid Events

Auto/Mutual Aid Given: 18 Events

- Albertville
- Buffalo
- Corcoran
- Dayton
- Hanover
- Otsego
- Rogers

Auto/Mutual Aid Received: 10 Events

- Albertville
- Hanover





Thank you! We look forward to another great year in 2026!